

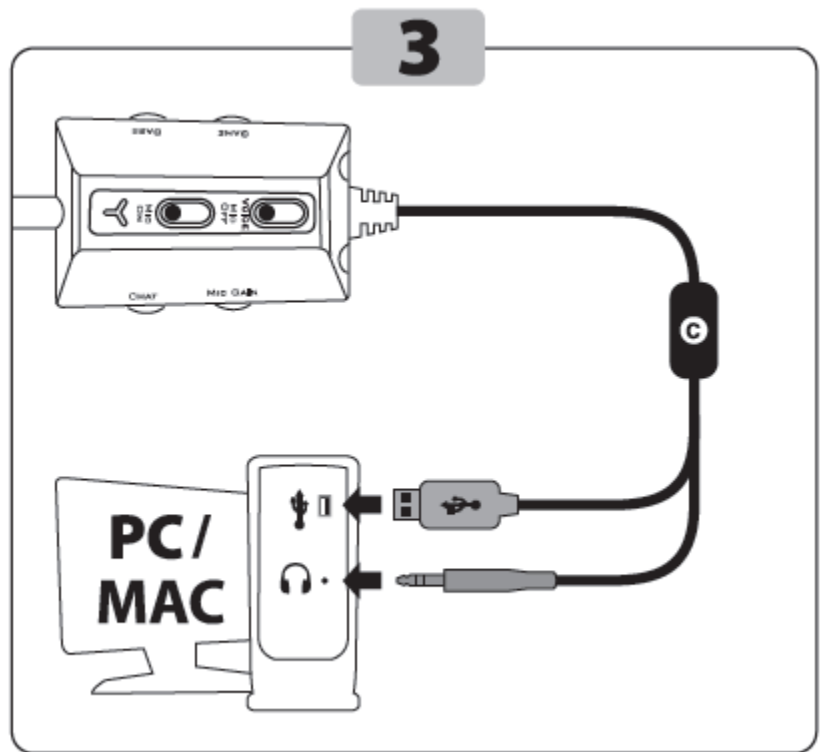
# Y-280CPX Gaming Headset

## FAQ : NOISE ISSUE ON PC

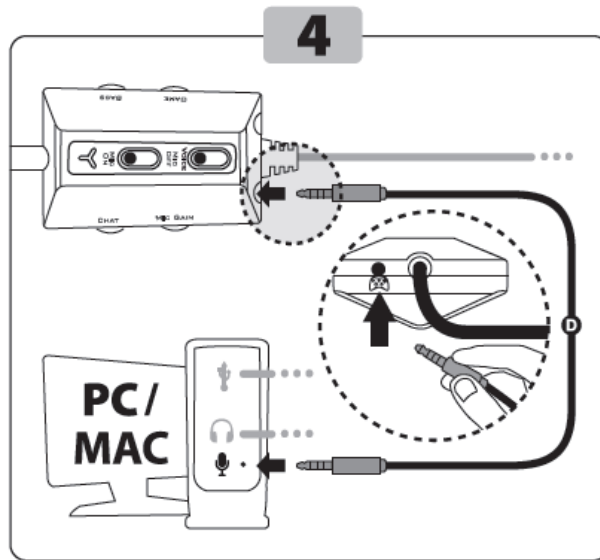
If you hear a static noise in your headset while connected on PC, please find below how to configure Windows and your headset parameters in order to remove this noise:

### 1) Headset plugging

- Plug USB plug and Audio plug on the "BACK" of your computer

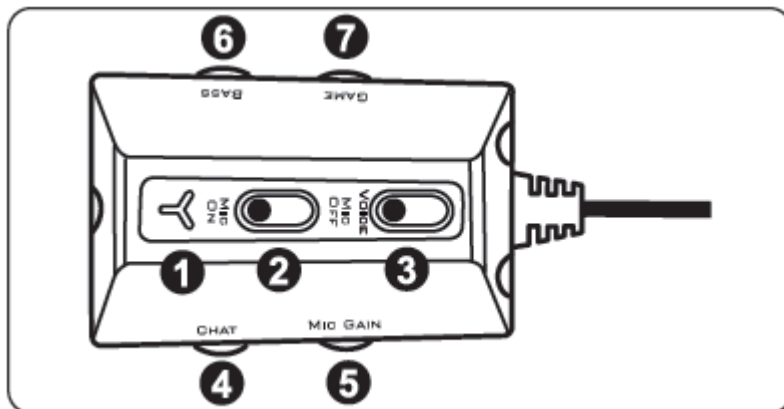


- Plug Microphone plug on the “Front” of your computer



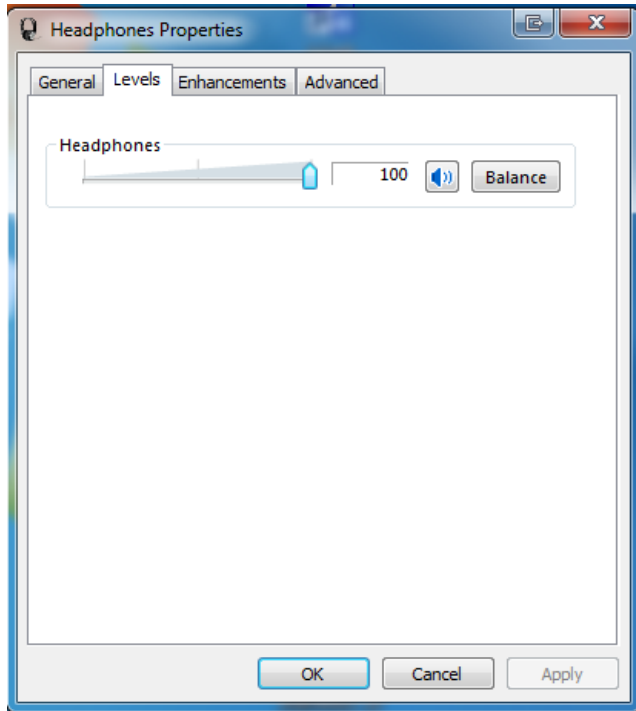
## 2) Inline controller parameters

- Put Bass potentiometer (6) at the maximum
- Put Game potentiometer (7) at +/- 70% of the maximum volume
- Put CHAT potentiometer (4) at the maximum
- Put Mic Gain (5) at the maximum
- Switch OFF VOICE FEEDBACK
- Switch ON MIC



### 3) Windows Audio and Mic settings

- Go to Headphones properties and put **Headphones volume at the maximum**



- Go to Microphone Properties and **untick "Listen to this device"**

